

The Earth Advantage Certification Process

Overview

Plan Review

At the start of the program, you'll meet with an Earth Advantage Green Building Consultant (GBC) to review your building plans and discuss project goals.

Determining Earth Advantage Levels

Once the energy efficiency of your existing plan is calculated, your Earth Advantage GBC will assist you to determine the most cost-effective way to meet the performance pathway and provide you with any necessary recommendations.

Consultation

As you build the project, Earth Advantage will provide technical support and education to you and your subcontracts on sustainable building practices and products.

Walkthrough

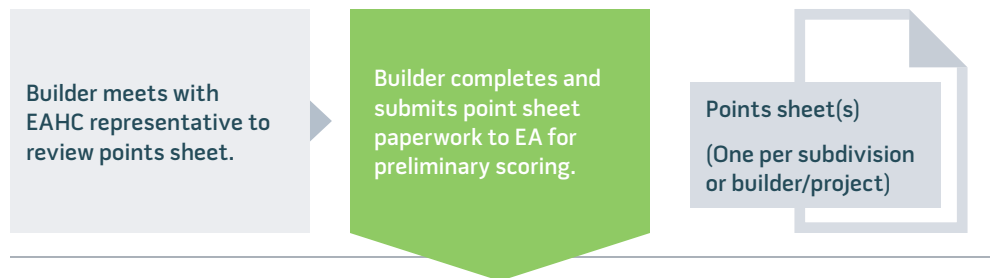
Earth Advantage will conduct periodic on-site inspections to check for proper installation of products building practices, materials and appliances.

Certificate

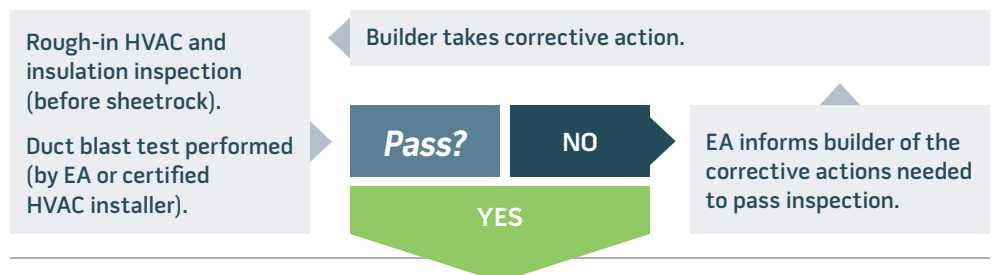
Two copies of the home's Earth Advantage certification will be sent to you. Keep one copy for your records and forward the other to your homeowner. The certificate signifies that the home meets Earth Advantage New Home Certification standards.

Workflow

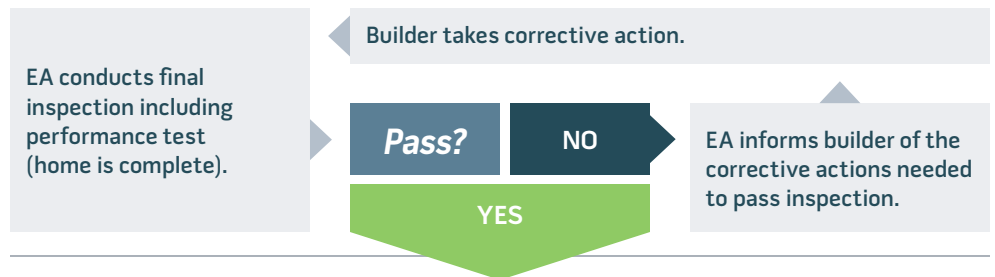
POINTS SHEET



INITIAL INSPECTION



FINAL INSPECTION



CERTIFICATION

